IL PUNTO

Il punto è il segno lasciato da uno strumento sopra una superficie



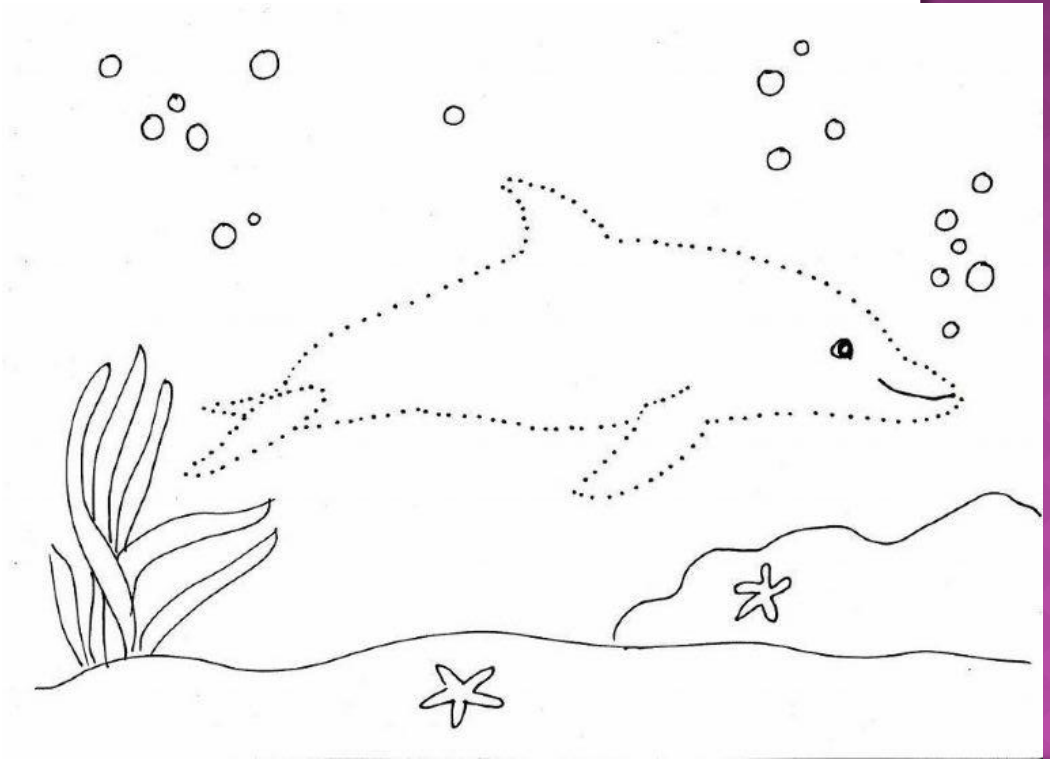

LA NATURA E I SUOI PUNTI …

Stelle

Gocce di pioggia

CI SONO TANTI MODI PER DISEGNARE IL PUNTO

Strumento usato per disegnare

Matita

Pennarello punta sottile

Pennarello punta grossa

Pennello grande, piccolo ….

Gessetto

Tubetto

Dita

Coton fioc

fig. 1.42
COLOR & CO
GOUACHE
TEMPERA



ALCUNI ESEMPI



ALCUNI ESEMPI ….



CI SONO TANTI MODI PER DISEGNARE IL PUNTO

Superficie

foglio di carta liscia

foglio carta ruvida o fatta a mano

lavagna

pongo/ creta

sabbia

muro

CI SONO TANTI MODI PER DISEGNARE IL PUNTO

dimensione del punto

rarefazione

addensamento



Punti uguali e sparsi



Punti uguali disposti per rarefazione e addensamento



Punti di diverse dimensioni disposti per rarefazione e addensamento

Punti bianchi, neri, di diverse grandezze, disposti per rarefazione, per addensamento e per flussi spaziali

Rarefazione e addensamento



Bruno Munari, *Addensamento e rarefazione sulla stessa superficie,* 1967; retino tipografico trasparente.

Addensamento e rarefazione



Mano; inchiostro.

NELL'ARTE

Klimt



Balla, *Bambina che corre sul balcone*



Paul Signac



Seurat



Paul Signac



George Seurat


Paul Signac



Lichtenstein



Lichtenstein

I BAMBINI



RAGAZZI







Originali e copie



FINE

Il punto

percorso di Ed. Immagine

classe 2°

a.s. 2013-2014

scuola primaria

ins. L. Cepich